



## Protein assay list

# Olink<sup>®</sup> Target 48 Immune Surveillance

Product number: 93500

### Cytokines

Leukemia inhibitory factor	P15018
C-C motif chemokine 17	Q92583
C-C motif chemokine 20	P78556
C-X-C motif chemokine 13	O43927
C-C motif chemokine 25	O15444
C-C motif chemokine 26	Q9Y258
Growth-regulated alpha protein	P09341

### Growth factors

Amphiregulin	P15514
Fibroblast growth factor 21	Q9NSA1
Placenta growth factor	P49763
Fibroblast growth factor 2	P09038
Fibroblast growth factor 23	Q9GZV9

### Interleukins

Interleukin-1 alpha	P01583
Interleukin-1 receptor antagonist protein	P18510
Interleukin-31	Q6EBC2
Interferon lambda-1	Q8IU54
Interleukin-5	P05113
Interleukin-32	P24001
Pro-interleukin-16	Q14005
Interleukin-17D	Q8TAD2
Interleukin-25	Q9H293
Interleukin-20	Q9NYY1
Interleukin-19	Q9UHD0
Interleukin 22	Q9GZX6

### Immunoglobulins and receptors

T-cell-specific surface glycoprotein CD28	P10747
T-lymphocyte activation antigen CD80	P33681
Programmed cell death protein 1	Q15116
Hepatitis A virus cellular receptor 1	Q96D42
Triggering receptor expressed on myeloid cells 1	Q9NP99
Carcinoembryonic antigen-related cell adhesion molecule 5	P06731

### Interferons

Interferon beta	P01574
Interferon alpha-2	P01563

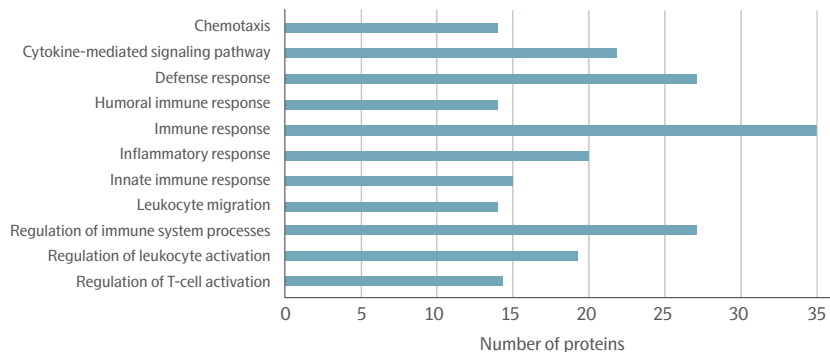
### Transmembrane signal receptors

Interleukin-4 receptor subunit alpha	P24394
Vascular endothelial growth factor receptor 2	P35968
Tumor necrosis factor receptor superfamily member 9	Q07011
Vascular endothelial growth factor receptor 1	P17948
Tumor necrosis factor receptor superfamily member 4	P43489
Lymphocyte activation gene 3 protein	P18627

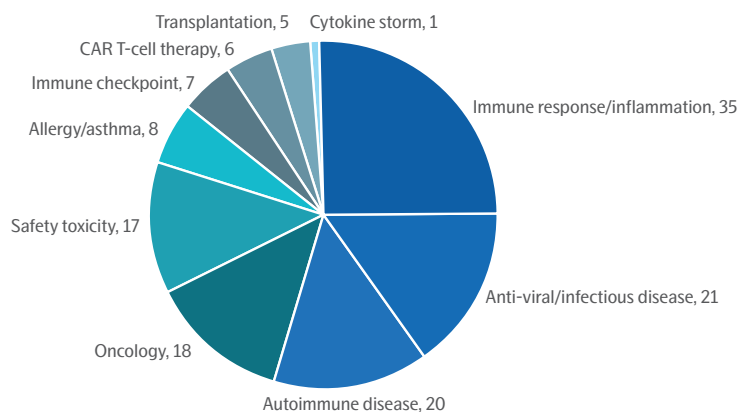
### Others

Erythropoietin	P01588
Granzyme A	P12544
Granzyme B	P10144
Keratin, type I cytoskeletal 18	P05783
Tumor necrosis factor ligand superfamily member 6	P48023
Tumor necrosis factor ligand superfamily member 14	O43557

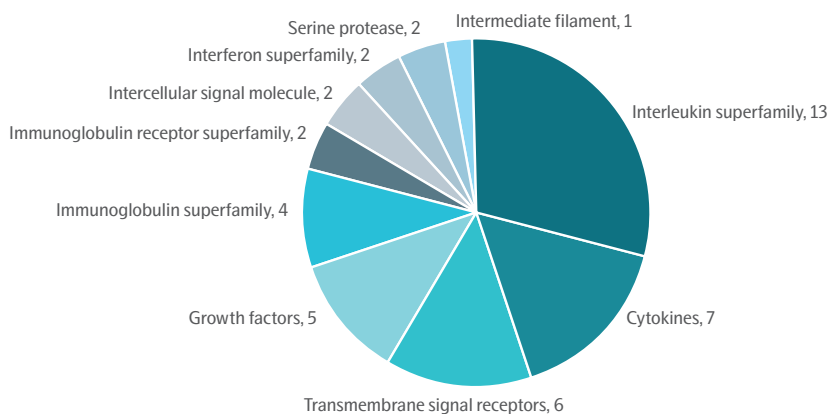
## Biological processes



## Disease and therapeutic areas



## Assay types



Disclaimer: The composition of the Olink® Target 48 Immune Surveillance assay list may vary between manufactured lots due to the exclusion of assays not meeting Olink's manufacturing quality control standards or otherwise being unavailable.

[www.olink.com](https://www.olink.com)

© 2024 Olink Proteomics AB.

Olink products and services are For Research Use Only and not for Use in Diagnostic Procedures.

All information in this document is subject to change without notice. This document is not intended to convey any warranties, representations and/or recommendations of any kind, unless such warranties, representations and/or recommendations are explicitly stated.

Olink assumes no liability arising from a prospective reader's actions based on this document.

OLINK, NPX, PEA, PROXIMITY EXTENSION, INSIGHT and the Olink logotype are trademarks registered, or pending registration, by Olink Proteomics AB. All third-party trademarks are the property of their respective owners.

Olink products and assay methods are covered by several patents and patent applications [https://www.olink.com/patents/1484\\_v1.0\\_2024-05-30](https://www.olink.com/patents/1484_v1.0_2024-05-30)